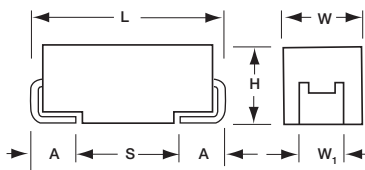



TBJ Series

CWR11 - MIL-PRF-55365/8 Established Reliability, COTS-Plus & Space Level



MARKING

(Brown marking on gold body)



Polarity Stripe (+)

“J” for “JAN” Brand Capacitance Code

**Rated Voltage
Manufacturer’s ID**

Fully qualified to MIL-PRF-55365/8, the CWR11 is the military version of EIA-535BAAC, with four case sizes designed for maximum packaging efficiency on 8mm & 12mm tape for high volume production (ensuring no TCE mismatch with any substrate). This construction is compatible with a wide range of SMT board assembly processes including convection reflow solder, conductive epoxy or compression bonding techniques. The part also carries full polarity, capacitance / voltage and JAN brand marking.

The series is qualified to MIL-PRF-55365 Weibull “B”, “C”, “D” and “T” levels, with all surge options (“A”, “B” & “C”) available.

For Space Level applications, AVX SRC9000 qualification is recommended (see ratings table for part number availability).

There are four termination finishes available: solder plated, fused solder plated, hot solder dipped and gold plated (these are “H”, “K”, “C” and “B” termination, respectively, per MIL-PRF-55365).

The molding compound has been selected to meet the requirements of UL94V-0 (Flame Retardancy) and outgassing requirements of ASTM E-595. For moisture sensitivity levels please refer to the High Reliability Tantalum MSL section located in the back of the High Reliability Tantalum Catalog.

CASE DIMENSIONS: millimeters (inches)

Case Code	EIA Metric	Length (L)	Width (W)	Height (H)	Term. Width (W ₁) ±0.10 (±0.004)	Term. Length A ±0.30(±0.012)	S min
A	3216-18	3.20±0.20 (0.126±0.008)	1.60±0.20 (0.063±0.008)	1.60±0.20 (0.063±0.008)	1.20 (0.047)	0.80 (0.031)	1.80 (0.071)
B	3528-21	3.50±0.20 (0.138±0.008)	2.80±0.20 (0.110±0.008)	1.90±0.20 (0.075±0.008)	2.20 (0.087)	0.80 (0.031)	1.40 (0.055)
C	6032-28	6.00±0.30 (0.236±0.012)	3.20±0.30 (0.126±0.012)	2.50±0.30 (0.098±0.012)	2.20 (0.087)	1.30 (0.051)	2.90 (0.114)
D	7343-31	7.30±0.30 (0.287±0.012)	4.30±0.30 (0.169±0.012)	2.80±0.30 (0.110±0.012)	2.40 (0.094)	1.30 (0.051)	4.40 (0.173)

CAPACITANCE AND RATED VOLTAGE, V_R (MIL VOLTAGE CODE) RANGE CASE SIZE

Capacitance		Rated Voltage DC (V _R) at 85°C							
µF	Code	4V (C)	6V (D)	10V (F)	15V (H)	20V (J)	25V (K)	35V (M)	50V (N)
0.10	104							A	A
0.15	154							A	B
0.22	224							A	B
0.33	334						A	A	B
0.47	474					A	A	B	C
0.68	684				A	A	B	B	C
1.0	105			A	A	A	B	B	C
1.5	155		A	A	A	B	B	C	D
2.2	225	A	A	A	B	B	C	C	D
3.3	335		A	B	B	B	C	C	D
4.7	475	A	B	B	B	C	C	D	D
6.8	685	B	B	B		C	D	D	
10	106	B	B		C		D		
15	156	B	C			D	D		
22	226		C		D	D			
33	336	C		D	D				
47	476		D	D					
68	686	D	D						
100	107	D							


TBJ Series

CWR11 - MIL-PRF-55365/8 Established Reliability, COTS-Plus & Space Level

HOW TO ORDER

COTS-PLUS & MIL QPL (CWR11):


TBJ	D	686	*	006	C	□	#	@	0	^	++
Type	Case Size	Capacitance Code pF code: 1st two digits represent significant figures 3rd digit represents multiplier (number of zeros to follow)	Capacitance Tolerance M = ±20% K = ±10% J = ±5%	Voltage Code 004 = 4Vdc 006 = 6Vdc 010 = 10Vdc 015 = 15Vdc 020 = 20Vdc 025 = 25Vdc 035 = 35Vdc 050 = 50Vdc	Standard or Low ESR Range C = Std ESR	Packaging B = Bulk R = 7" T&R S = 13" T&R W = Waffle See page 8 for additional packaging options.	Inspection Level S = Std. Conformance L = Group A M = MIL (JAN) CWR11	Reliability Grade Weibull: B = 0.1%/1000 hrs. 90% conf. C = 0.01%/1000 hrs. 90% conf. D = 0.001%/1000 hrs. 90% conf. Z = Non-ER	Qualification Level 0 = N/A T = T Level 9 = SRC9000	Termination Finish H = Solder Plated 0 = Fused Solder Plated 8 = Hot Solder Dipped 9 = Gold Plated 7 = Matte Sn (COTS-Plus only)	Surge Test Option 00 = None 23 = 10 Cycles, +25°C 24 = 10 Cycles, -55°C & +85°C 45 = 10 cycles, -55°C & +85°C before Weibull



 For RoHS compliant products, please select correct termination style.

CWR11 P/N CROSS REFERENCE:


CWR11	D	^	686	*	@	+	□
Type	Voltage Code C = 4Vdc D = 6Vdc F = 10Vdc H = 15Vdc J = 20Vdc K = 25Vdc M = 35Vdc N = 50Vdc	Termination Finish H = Solder Plated K = Solder Fused C = Hot Solder Dipped B = Gold Plated	Capacitance Code pF code: 1st two digits represent significant figures 3rd digit represents multiplier (number of zeros to follow)	Capacitance Tolerance M = ±20% K = ±10% J = ±5%	Reliability Grade Weibull: B = 0.1%/1000 hrs. 90% conf. C = 0.01%/1000 hrs. 90% conf. D = 0.001%/1000 hrs. 90% conf. T = T Level A = Non-ER	Surge Test Option A = 10 cycles, +25°C B = 10 cycles, -55°C & +85°C C = 10 cycles, -55°C & +85°C before Weibull If blank, None required	Packaging Bulk = Standard TR = 7" T&R TR13 = 13" T&R W = Waffle See page 8 for additional packaging options.



 For RoHS compliant products, please select correct termination style.

SPACE LEVEL OPTIONS TO SRC9000*:

TBJ	D	686	*	006	C	□	L	@	9	^	++
Type	Case Size	Capacitance Code pF code: 1st two digits represent significant figures 3rd digit represents multiplier (number of zeros to follow)	Capacitance Tolerance M = ±20% K = ±10% J = ±5%	Voltage Code 004 = 4Vdc 006 = 6Vdc 010 = 10Vdc 015 = 15Vdc 020 = 20Vdc 025 = 25Vdc 035 = 35Vdc 050 = 50Vdc	Standard or Low ESR Range C = Std ESR	Packaging B = Bulk R = 7" T&R S = 13" T&R W = Waffle See page 8 for additional packaging options.	Inspection Level L = Group A	Reliability Grade Weibull: B = 0.1%/1000 hrs. 90% conf. C = 0.01%/1000 hrs. 90% conf. D = 0.001%/1000 hrs. 90% conf.	Qualification Level 9 = SRC9000	Termination Finish H = Solder Plated 0 = Fused Solder Plated 8 = Hot Solder Dipped 9 = Gold Plated	Surge Test Option 45 = 10 cycles, -55°C & +85°C before Weibull GC = Group C Testing and Data QR = TOR compliant testing and data



 For RoHS compliant products, please select correct termination style.

*Contact factory for AVX SRC9000 Space Level SCD details.

TECHNICAL SPECIFICATIONS

Technical Data:	Unless otherwise specified, all technical data relate to an ambient temperature of 25°C									
Capacitance Range:	0.10 µF to 330 µF									
Capacitance Tolerance:	±5%; ±10%; ±20%									
Rated Voltage (V _R)	≤ 85°C:	4	6	10	15	20	25	35	50	
Category Voltage (V _C)	≤ 125°C:	2.7	4	6.7	10	13.3	16.7	23.3	33.3	
Surge Voltage (V _S)	≤ 85°C:	5.3	8	13.3	20	26.7	33.3	46.7	66.7	
Surge Voltage (V _S)	≤ 125°C:	3.5	5.3	8.7	13.3	17.8	22.2	31.1	44.5	
Temperature Range:	-55°C to +125°C									

TBJ Series

CWR11 - MIL-PRF-55365/8 Established Reliability, COTS-Plus & Space Level

RATING & PART NUMBER REFERENCE				Parametric Specifications by Rating per MIL-PRF-55365/8									Typical RMS Ripple Data by Rating						
				Cap @ 120Hz µF	DC Rated Voltage V @ +85°C	ESR @ 100kHz Ohms @ +25°C	DCL max			DF Max			Power Dissipation W	25°C Ripple A (100kHz)	85°C Ripple A (100kHz)	125°C Ripple A (100kHz)	25°C Ripple V (100kHz)	85°C Ripple V (100kHz)	125°C Ripple V (100kHz)
							+25°C (µA)	+85°C (µA)	+125°C (µA)	+25°C (%)	+85/125°C (%)	-55°C (%)							
CWR11 P/N	AVX COTS-Plus P/N	AVX SRC9000 P/N	Case	25°C	4	8	0.5	5	6	6	9	9	0.075	0.10	0.09	0.04	0.77	0.70	0.31
CWR11C225@+□	TBJA 225 * 004 C □ # @ 0 ^ ++	TBJA 225 * 004 C □ □ L @ 9 ^ ++	A	2.2	4	8	0.5	5	6	6	9	9	0.075	0.10	0.09	0.04	0.77	0.70	0.31
CWR11C475@+□	TBJA 475 * 004 C □ # @ 0 ^ ++	TBJA 475 * 004 C □ □ L @ 9 ^ ++	A	4.7	4	8	0.5	5	6	6	9	9	0.075	0.10	0.09	0.04	0.77	0.70	0.31
CWR11C685@+□	TBJB 685 * 004 C □ # @ 0 ^ ++	TBJB 685 * 004 C □ □ L @ 9 ^ ++	B	6.8	4	5.5	0.5	5	6	6	9	9	0.085	0.12	0.11	0.05	0.68	0.62	0.27
CWR11C106@+□	TBJB 106 * 004 C □ # @ 0 ^ ++	TBJB 106 * 004 C □ □ L @ 9 ^ ++	B	10	4	4	0.5	5	6	6	9	9	0.085	0.15	0.13	0.06	0.58	0.52	0.23
CWR11C156@+□	TBJB 156 * 004 C □ # @ 0 ^ ++	TBJB 156 * 004 C □ □ L @ 9 ^ ++	B	15	4	3.5	0.6	6	7.2	6	9	9	0.085	0.16	0.14	0.06	0.55	0.49	0.22
CWR11C336@+□	TBJC 336 * 004 C □ # @ 0 ^ ++	TBJC 336 * 004 C □ □ L @ 9 ^ ++	C	33	4	2.2	1.3	13	15.6	6	9	9	0.110	0.22	0.20	0.09	0.49	0.44	0.20
CWR11C686@+□	TBJD 686 * 004 C □ # @ 0 ^ ++	TBJD 686 * 004 C □ □ L @ 9 ^ ++	D	68	4	1.1	2.7	27	32.4	6	9	9	0.150	0.37	0.33	0.15	0.41	0.37	0.16
CWR11C107@+□	TBJD 107 * 004 C □ # @ 0 ^ ++	TBJD 107 * 004 C □ □ L @ 9 ^ ++	D	100	4	0.9	4	40	48	8	12	12	0.150	0.41	0.37	0.16	0.37	0.33	0.15
CWR11D155@+□	TBJA 155 * 006 C □ # @ 0 ^ ++	TBJA 155 * 006 C □ □ L @ 9 ^ ++	A	1.5	6	8	0.5	5	6	6	9	9	0.075	0.10	0.09	0.04	0.77	0.70	0.31
CWR11D225@+□	TBJA 225 * 006 C □ # @ 0 ^ ++	TBJA 225 * 006 C □ □ L @ 9 ^ ++	A	2.2	6	8	0.5	5	6	6	9	9	0.075	0.10	0.09	0.04	0.77	0.70	0.31
CWR11D335@+□	TBJA 335 * 006 C □ # @ 0 ^ ++	TBJA 335 * 006 C □ □ L @ 9 ^ ++	A	3.3	6	8	0.5	5	6	6	9	9	0.075	0.10	0.09	0.04	0.77	0.70	0.31
CWR11D475@+□	TBJB 475 * 006 C □ # @ 0 ^ ++	TBJB 475 * 006 C □ □ L @ 9 ^ ++	B	4.7	6	5.5	0.5	5	6	6	9	9	0.085	0.12	0.11	0.05	0.68	0.62	0.27
CWR11D685@+□	TBJB 685 * 006 C □ # @ 0 ^ ++	TBJB 685 * 006 C □ □ L @ 9 ^ ++	B	6.8	6	4.5	0.5	5	6	6	9	9	0.085	0.14	0.12	0.05	0.62	0.56	0.25
CWR11D106@+□	TBJB 106 * 006 C □ # @ 0 ^ ++	TBJB 106 * 006 C □ □ L @ 9 ^ ++	B	10	6	3.5	0.6	6	7.2	6	9	9	0.085	0.16	0.14	0.06	0.55	0.49	0.22
CWR11D156@+□	TBJC 156 * 006 C □ # @ 0 ^ ++	TBJC 156 * 006 C □ □ L @ 9 ^ ++	C	15	6	3	0.9	9	10.8	6	9	9	0.110	0.19	0.17	0.08	0.57	0.52	0.23
CWR11D226@+□	TBJC 226 * 006 C □ # @ 0 ^ ++	TBJC 226 * 006 C □ □ L @ 9 ^ ++	C	22	6	2.2	1.4	14	16.8	6	9	9	0.110	0.22	0.20	0.09	0.49	0.44	0.20
CWR11D476@+□	TBJD 476 * 006 C □ # @ 0 ^ ++	TBJD 476 * 006 C □ □ L @ 9 ^ ++	D	47	6	1.1	2.8	28	33.6	6	9	9	0.150	0.37	0.33	0.15	0.41	0.37	0.16
CWR11D686@+□	TBJD 686 * 006 C □ # @ 0 ^ ++	TBJD 686 * 006 C □ □ L @ 9 ^ ++	D	68	6	0.9	4.3	43	51.6	6	9	9	0.150	0.41	0.37	0.16	0.37	0.33	0.15
CWR11F105@+□	TBJA 105 * 010 C □ # @ 0 ^ ++	TBJA 105 * 010 C □ □ L @ 9 ^ ++	A	1	10	10	0.5	5	6	4	6	6	0.075	0.09	0.08	0.03	0.87	0.78	0.35
CWR11F155@+□	TBJA 155 * 010 C □ # @ 0 ^ ++	TBJA 155 * 010 C □ □ L @ 9 ^ ++	A	1.5	10	8	0.5	5	6	6	9	9	0.075	0.10	0.09	0.04	0.77	0.70	0.31
CWR11F225@+□	TBJA 225 * 010 C □ # @ 0 ^ ++	TBJA 225 * 010 C □ □ L @ 9 ^ ++	A	2.2	10	8	0.5	5	6	6	9	9	0.075	0.10	0.09	0.04	0.77	0.70	0.31
CWR11F335@+□	TBJB 335 * 010 C □ # @ 0 ^ ++	TBJB 335 * 010 C □ □ L @ 9 ^ ++	B	3.3	10	5.5	0.5	5	6	6	9	9	0.085	0.12	0.11	0.05	0.68	0.62	0.27
CWR11F475@+□	TBJB 475 * 010 C □ # @ 0 ^ ++	TBJB 475 * 010 C □ □ L @ 9 ^ ++	B	4.7	10	4.5	0.5	5	6	6	9	9	0.085	0.14	0.12	0.05	0.62	0.56	0.25
CWR11F685@+□	TBJB 685 * 010 C □ # @ 0 ^ ++	TBJB 685 * 010 C □ □ L @ 9 ^ ++	B	6.8	10	3.5	0.7	7	8.4	6	9	9	0.085	0.16	0.14	0.06	0.55	0.49	0.22
CWR11F156@+□	TBJC 156 * 010 C □ # @ 0 ^ ++	TBJC 156 * 010 C □ □ L @ 9 ^ ++	C	15	10	2.5	1.5	15	18	6	9	9	0.110	0.21	0.19	0.08	0.52	0.47	0.21
CWR11F336@+□	TBJD 336 * 010 C □ # @ 0 ^ ++	TBJD 336 * 010 C □ □ L @ 9 ^ ++	D	33	10	1.1	3.3	33	39.6	6	9	9	0.150	0.37	0.33	0.15	0.41	0.37	0.16
CWR11F476@+□	TBJD 476 * 010 C □ # @ 0 ^ ++	TBJD 476 * 010 C □ □ L @ 9 ^ ++	D	47	10	0.9	4.7	47	56.4	6	9	9	0.150	0.41	0.37	0.16	0.37	0.33	0.15
CWR11H684@+□	TBJA 684 * 015 C □ # @ 0 ^ ++	TBJA 684 * 015 C □ □ L @ 9 ^ ++	A	0.68	15	12	0.5	5	6	4	6	6	0.075	0.08	0.07	0.03	0.95	0.85	0.38
CWR11H105@+□	TBJA 105 * 015 C □ # @ 0 ^ ++	TBJA 105 * 015 C □ □ L @ 9 ^ ++	A	1	15	10	0.5	5	6	4	6	6	0.075	0.09	0.08	0.03	0.87	0.78	0.35
CWR11H155@+□	TBJA 155 * 015 C □ # @ 0 ^ ++	TBJA 155 * 015 C □ □ L @ 9 ^ ++	A	1.5	15	8	0.5	5	6	6	9	9	0.075	0.10	0.09	0.04	0.77	0.70	0.31
CWR11H225@+□	TBJB 225 * 015 C □ # @ 0 ^ ++	TBJB 225 * 015 C □ □ L @ 9 ^ ++	B	2.2	15	5.5	0.5	5	6	6	9	9	0.085	0.12	0.11	0.05	0.68	0.62	0.27
CWR11H335@+□	TBJB 335 * 015 C □ # @ 0 ^ ++	TBJB 335 * 015 C □ □ L @ 9 ^ ++	B	3.3	15	5	0.5	5	6	6	8	8	0.085	0.13	0.12	0.05	0.65	0.59	0.26
CWR11H475@+□	TBJB 475 * 015 C □ # @ 0 ^ ++	TBJB 475 * 015 C □ □ L @ 9 ^ ++	B	4.7	15	4	0.7	7	8.4	6	9	9	0.085	0.15	0.13	0.06	0.58	0.52	0.23
CWR11H106@+□	TBJC 106 * 015 C □ # @ 0 ^ ++	TBJC 106 * 015 C □ □ L @ 9 ^ ++	C	10	15	2.5	1.6	16	19.2	6	8	8	0.110	0.21	0.19	0.08	0.52	0.47	0.21
CWR11H226@+□	TBJD 226 * 015 C □ # @ 0 ^ ++	TBJD 226 * 015 C □ □ L @ 9 ^ ++	D	22	15	1.1	3.3	33	39.6	6	8	8	0.150	0.37	0.33	0.15	0.41	0.37	0.16
CWR11H336@+□	TBJD 336 * 015 C □ # @ 0 ^ ++	TBJD 336 * 015 C □ □ L @ 9 ^ ++	D	33	15	0.9	5.3	53	63.6	6	9	9	0.150	0.41	0.37	0.16	0.37	0.33	0.15
CWR11J474@+□	TBJA 474 * 020 C □ # @ 0 ^ ++	TBJA 474 * 020 C □ □ L @ 9 ^ ++	A	0.47	20	14	0.5	5	6	4	6	6	0.075	0.07	0.07	0.03	1.02	0.92	0.41
CWR11J684@+□	TBJA 684 * 020 C □ # @ 0 ^ ++	TBJA 684 * 020 C □ □ L @ 9 ^ ++	A	0.68	20	12	0.5	5	6	4	6	6	0.075	0.08	0.07	0.03	0.95	0.85	0.38
CWR11J105@+□	TBJA 105 * 020 C □ # @ 0 ^ ++	TBJA 105 * 020 C □ □ L @ 9 ^ ++	A	1	20	10	0.5	5	6	4	6	6	0.075	0.09	0.08	0.03	0.87	0.78	0.35
CWR11J155@+□	TBJB 155 * 020 C □ # @ 0 ^ ++	TBJB 155 * 020 C □ □ L @ 9 ^ ++	B	1.5	20	6	0.5	5	6	6	9	9	0.085	0.12	0.11	0.05	0.71	0.64	0.29
CWR11J225@+□	TBJB 225 * 020 C □ # @ 0 ^ ++	TBJB 225 * 020 C □ □ L @ 9 ^ ++	B	2.2	20	5	0.5	5	6	6	8	8	0.085	0.13	0.12	0.05	0.65	0.59	0.26
CWR11J335@+□	TBJB 335 * 020 C □ # @ 0 ^ ++	TBJB 335 * 020 C □ □ L @ 9 ^ ++	B	3.3	20	4	0.7	7	8.4	6	9	9	0.085	0.15	0.13	0.06	0.58	0.52	0.23
CWR11J475@+□	TBJC 475 * 020 C □ # @ 0 ^ ++	TBJC 475 * 020 C □ □ L @ 9 ^ ++	C	4.7	20	3	1	10	12	6	8	8	0.110	0.19	0.17	0.08	0.57	0.52	0.23
CWR11J685@+□	TBJC 685 * 020 C □ # @ 0 ^ ++	TBJC 685 * 020 C □ □ L @ 9 ^ ++	C	6.8	20	2.4	1.4	14	16.8	6	9	9	0.110	0.21	0.19	0.09	0.51	0.46	0.21
CWR11J156@+□	TBJD 156 * 020 C □ # @ 0 ^ ++	TBJD 156 * 020 C □ □ L @ 9 ^ ++	D	15	20	1.1	3	30	36	6	8	8	0.150	0.37	0.33	0.15	0.41	0.37	0.16
CWR11J226@+□	TBJD 226 * 020 C □ # @ 0 ^ ++	TBJD 226 * 020 C □ □ L @ 9 ^ ++	D	22	20	0.9	4.4	44	52.8	6	9	9	0.150	0.41	0.37	0.16	0.37	0.33	0.15
CWR11K334@+□	TBJA 334 * 025 C □ # @ 0 ^ ++	TBJA 334 * 025 C □ □ L @ 9 ^ ++	A	0.33	25	15	0.5	5	6	4	6	6	0.075	0.07	0.06	0.03	1.06	0.95	0.42
CWR11K474@+□	TBJA 474 * 025 C □ # @ 0 ^ ++	TBJA 474 * 025 C □ □ L @ 9 ^ ++	A	0.47	25	14	0.5	5	6	4	6	6	0.075	0.07	0.07	0.03	1.02	0.92	0.41
CWR11K684@+□	TBJB 684 * 025 C □ # @ 0 ^ ++	TBJB 684 * 025 C □ □ L @ 9 ^ ++	B	0.68	25	7.5	0.5	5	6	4	6	6	0.085	0.11	0.10	0.04	0.80	0.72	0.32
CWR11K105@+□	TBJB 105 * 025 C □ # @ 0 ^ ++	TBJB 105 * 025 C □ □ L @ 9 ^ ++	B	1	25	6.5	0.5	5	6	4	6	6	0.085	0.11	0.10	0.05	0.74	0.67	0.30
CWR11K155@+□	TBJB 155 * 025 C □ # @ 0 ^ ++	TBJB 155 * 025 C □ □ L @ 9 ^ ++	B	1.5	25	6.5	0.5	5	6	6	8	8	0.085	0.11	0.10	0.05	0.74	0.67	0.30
CWR11K225@+□	TBJC 225 * 025 C □ # @ 0 ^ ++	TBJC 225 * 025 C □ □ L @ 9 ^ ++	C	2.2	25	3.5	0.6	6	7.2	6	9	9	0.110	0.18	0.16	0.07	0.62	0.56	0.25
CWR11K335@+□	TBJC 335 * 025 C □ # @ 0 ^ ++	TBJC 335 * 025 C □ □ L @ 9 ^ ++	C	3.3	25	3.5	0.9	9	10.8	6	8	8	0.110	0.18	0.16	0.07	0.62	0.56	0.25
CWR11K475@+□	TBJC 475 * 025 C □ # @ 0 ^ ++	TBJC 475 * 025 C □ □ L @ 9 ^ ++	C	4.7	25	2.5	1.2	12	14.4	6	9	9	0.110	0.21	0.19	0.08	0.52	0.47	0.21
CWR11K685@+□	TBJD 685 * 025 C □ # @ 0 ^ ++	TBJD 685 * 025 C □ □ L @ 9 ^ ++	D	6.8	25	1.4	1.7	17	20.4	6	9	9	0.150	0.33	0.29	0.13	0.46	0.41	0.18

All technical data relates to an ambient temperature of +25°C. Capacitance and DF are measured at 120Hz, 0.5V RMS with a maximum DC bias of 2.2 volts. DCL is measured at rated voltage after 5 minutes.

NOTE: AVX reserves the right to supply a higher voltage rating or tighter tolerance part in the same case size, to the same reliability standards.

TBJ Series

CWR11 - MIL-PRF-55365/8 Established Reliability, COTS-Plus & Space Level

RATING & PART NUMBER REFERENCE				Parametric Specifications by Rating per MIL-PRF-55365/8									Typical RMS Ripple Data by Rating						
				Cap @ 120Hz μF @ 25°C	DC Rated Voltage V @ +85°C	ESR @ 100kHz Ohms @ +25°C	DCL max			DF Max			Power Dissipation W	25°C Ripple A (100kHz)	85°C Ripple A (100kHz)	125°C Ripple A (100kHz)	25°C Ripple V (100kHz)	85°C Ripple V (100kHz)	125°C Ripple V (100kHz)
							+25°C (μA)	+85°C (μA)	+125°C (μA)	+25°C (%)	+85/125°C (%)	-55°C (%)							
CWR11 P/N	AVX COTS-Plus P/N	AVX SRC9000 P/N	Case																
CWR11K^106^+@□	TBJD 106^025C□#@0^++	TBJD 106^025C□L@9^++	D	10	25	1.2	2.5	25	30	6	8	9	0.150	0.35	0.32	0.14	0.42	0.38	0.17
CWR11K^156^+@□	TBJD 156^025C□#@0^++	TBJD 156^025C□L@9^++	D	15	25	1	3.8	38	45.6	6	9	9	0.150	0.39	0.35	0.15	0.39	0.35	0.15
CWR11M^104^+@□	TBJA 104^035C□#@0^++	TBJA 104^035C□L@9^++	A	0.1	35	24	0.5	5	6	4	6	6	0.075	0.06	0.05	0.02	1.34	1.21	0.54
CWR11M^154^+@□	TBJA 154^035C□#@0^++	TBJA 154^035C□L@9^++	A	0.15	35	21	0.5	5	6	4	6	6	0.075	0.06	0.05	0.02	1.25	1.13	0.50
CWR11M^224^+@□	TBJA 224^035C□#@0^++	TBJA 224^035C□L@9^++	A	0.22	35	18	0.5	5	6	4	6	6	0.075	0.06	0.06	0.03	1.16	1.05	0.46
CWR11M^334^+@□	TBJA 334^035C□#@0^++	TBJA 334^035C□L@9^++	A	0.33	35	15	0.5	5	6	4	6	6	0.075	0.07	0.06	0.03	1.06	0.95	0.42
CWR11M^474^+@□	TBJB 474^035C□#@0^++	TBJB 474^035C□L@9^++	B	0.47	35	10	0.5	5	6	4	6	6	0.085	0.09	0.08	0.04	0.92	0.83	0.37
CWR11M^684^+@□	TBJB 684^035C□#@0^++	TBJB 684^035C□L@9^++	B	0.68	35	8	0.5	5	6	4	6	6	0.085	0.10	0.09	0.04	0.82	0.74	0.33
CWR11M^105^+@□	TBJB 105^035C□#@0^++	TBJB 105^035C□L@9^++	B	1	35	6.5	0.5	5	6	4	6	6	0.085	0.11	0.10	0.05	0.74	0.67	0.30
CWR11M^155^+@□	TBJC 155^035C□#@0^++	TBJC 155^035C□L@9^++	C	1.5	35	4.5	0.5	5	6	6	8	9	0.110	0.16	0.14	0.06	0.70	0.63	0.28
CWR11M^225^+@□	TBJC 225^035C□#@0^++	TBJC 225^035C□L@9^++	C	2.2	35	3.5	0.8	8	9.6	6	8	9	0.110	0.18	0.16	0.07	0.62	0.56	0.25
CWR11M^335^+@□	TBJC 335^035C□#@0^++	TBJC 335^035C□L@9^++	C	3.3	35	2.5	1.2	12	14.4	6	8	9	0.110	0.21	0.19	0.08	0.52	0.47	0.21
CWR11M^475^+@□	TBJD 475^035C□#@0^++	TBJD 475^035C□L@9^++	D	4.7	35	1.5	1.7	17	20.4	6	8	9	0.150	0.32	0.28	0.13	0.47	0.43	0.19
CWR11M^685^+@□	TBJD 685^035C□#@0^++	TBJD 685^035C□L@9^++	D	6.8	35	1.3	2.4	24	28.8	6	9	9	0.150	0.34	0.31	0.14	0.44	0.40	0.18
CWR11N^104^+@□	TBJA 104^050C□#@0^++	TBJA 104^050C□L@9^++	A	0.1	50	22	0.5	5	12	6	8	8	0.075	0.06	0.05	0.02	1.28	1.16	0.51
CWR11N^154^+@□	TBJB 154^050C□#@0^++	TBJB 154^050C□L@9^++	B	0.15	50	17	0.5	5	6	4	6	6	0.085	0.07	0.06	0.03	1.20	1.08	0.48
CWR11N^224^+@□	TBJB 224^050C□#@0^++	TBJB 224^050C□L@9^++	B	0.22	50	14	0.5	5	6	4	6	6	0.085	0.08	0.07	0.03	1.09	0.98	0.44
CWR11N^334^+@□	TBJB 334^050C□#@0^++	TBJB 334^050C□L@9^++	B	0.33	50	12	0.5	5	6	4	6	6	0.085	0.08	0.08	0.03	1.01	0.91	0.40
CWR11N^474^+@□	TBJC 474^050C□#@0^++	TBJC 474^050C□L@9^++	C	0.47	50	8	0.5	5	6	4	6	6	0.110	0.12	0.11	0.05	0.94	0.84	0.38
CWR11N^684^+@□	TBJC 684^050C□#@0^++	TBJC 684^050C□L@9^++	C	0.68	50	7	0.5	5	6	4	6	6	0.110	0.13	0.11	0.05	0.88	0.79	0.35
CWR11N^105^+@□	TBJC 105^050C□#@0^++	TBJC 105^050C□L@9^++	C	1	50	6	0.5	5	6	4	6	6	0.110	0.14	0.12	0.05	0.81	0.73	0.32
CWR11N^155^+@□	TBJD 155^050C□#@0^++	TBJD 155^050C□L@9^++	D	1.5	50	4	0.8	8	9.6	6	8	9	0.150	0.19	0.17	0.08	0.77	0.70	0.31
CWR11N^225^+@□	TBJD 225^050C□#@0^++	TBJD 225^050C□L@9^++	D	2.2	50	2.5	1.1	11	13.2	6	8	9	0.150	0.24	0.22	0.10	0.61	0.55	0.24
CWR11N^335^+@□	TBJD 335^050C□#@0^++	TBJD 335^050C□L@9^++	D	3.3	50	2	1.7	17	20.4	6	9	9	0.150	0.27	0.25	0.11	0.55	0.49	0.22
CWR11N^475^+@□	TBJD 475^050C□#@0^++	TBJD 475^050C□L@9^++	D	4.7	50	1.5	2.4	24	28.8	6	9	9	0.150	0.32	0.28	0.13	0.47	0.43	0.19

All technical data relates to an ambient temperature of +25°C. Capacitance and DF are measured at 120Hz, 0.5V RMS with a maximum DC bias of 2.2 volts. DCL is measured at rated voltage after 5 minutes.

NOTE: AVX reserves the right to supply a higher voltage rating or tighter tolerance part in the same case size, to the same reliability standards.