
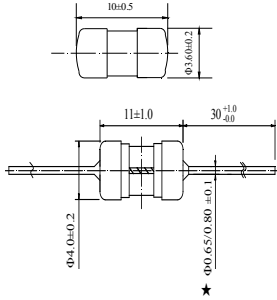


332 Subminiature Cartridge Fuse



Dimensions (unit:mm)



★ 250mA~7A: Φ0.65mm
8A~10A: Φ0.80mm

Main Characteristics

Subminiature Cartridge fuse; Time-Lag (T)

Standard

IEC60127-3/IV

Materials

Tube: Glass Tube
End Caps: Nickel plated brass
Axial Leads: Nickel plated caps
Tin plated copper wires

Operating Temperature

-55°C to +125°C

Storage Conditions

+10°C to +60°C
Relative humidity: ≤75% yearly average
Without dew, maximum 30 days at 95%

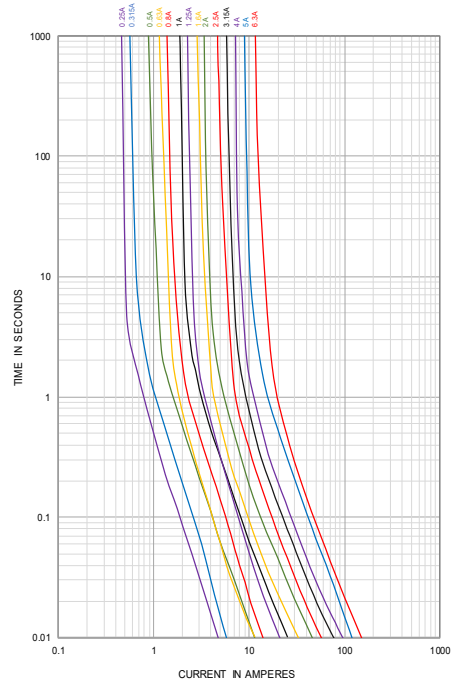
Vibration Resistance

24 cycles at 15 min. each (60068-6)
10-60Hz at 0.75mm amplitude
60-2000Hz at 10g acceleration

Soldering Parameters

260°C. ≤5 sec (Wave Soldering)
350°C. ≤3 sec (Hand Soldering)
Soldering Peak:
260°C. 10 sec. (IEC 60068-20)

Average Time Current(I-T Curve)



Time vs Current Characteristics: IEC60127-3/IV					
Rated current	150%	210%	275%	400%	1000%
250mA~7A	>1h	<2min	400ms~10s	150ms~3s	20ms~150ms
8A~10A	>1h	<5min	1s~20s	150ms~3s	20ms~150ms



Electrical Characteristics at 25°C														
Amp	Rated Current	Rated Voltage	Max Voltage Drop(mV)	Max.Power Dissipation (mW)	Typical Cold Resistance (mΩ)	Nominal Melting I ² t(A ² sec)	Breaking Capacity	Approvals						
								cURus		PSE	TUV	CQC	KC	
								125V	250V	250V	250V	250V	250V	
0250	250mA	250VAC	240	220	600	0.221	50A/125V AC 35A or 10In/250V AC	●	●	○	●	○	●	
0315	315mA		220	250	470	0.336		●	●	○	●	○	○	
0350	350mA		210	250	340	0.397		●	●	○	○	○	○	
0500	500mA		190	310	250	1.00		●	●	○	●	●	●	
0630	630mA		180	360	150	1.35		●	●	○	●	●	●	
0800	800mA		160	430	117	1.56		●	●	○	●	●	●	
1100	1.00A		140	500	80.0	6.50		●	●	○	●	●	○	
1125	1.25A		130	600	56.0	4.62		●	●	○	●	●	○	
1150	1.50A		120	730	45.0	10.6		●	●	○	○	○	○	
1160	1.60A		120	730	50.0	10.9		●	●	○	●	●	○	
1200	2.00A		100	870	38.0	20.3		●	●	○	●	●	○	
1250	2.50A		100	1000	28.0	32.5		●	●	○	●	●	○	
1315	3.15A		100	1200	18.5	57.0		●	●	○	●	●	○	
1400	4.00A		100	1400	14.5	94.1		●	●	○	●	●	○	
1500	5.00A		100	1400	12.69	121		●	●	○	●	●	○	
1630	6.30A		100	1400	8.50	225		●	●	○	●	●	○	
1800	8.00A		100	1400	6.40	169		●	●	○	○	●	○	
2100	10.00A		100	1400	3.95	196		50A/125V/250V AC	●	●	○	○	○	○

- Note:** (1) Permissible continuous operating current is ≤100% at ambient temperature of 23°C (73.4°F)
 (2) The cURus certification by 125V and 250V; the others certification by 250V.
 (3) The current values used for calculating I²T should be within the standard range of 8ms ~ 10ms.

Ordering Information

Series	Amp Code	Supplementary Code	Qty
332			