

BJK130 Series / PPTC



Features

- Radial Leaded Devices
- Cured, flame retardant epoxy polymer insulating material meets UL94V-0 requirements
- RoHS compliant and lead-free environment specifications

Applications

Almost anywhere there is a low voltage power supply, up to AC130V and a load to be protected, including:

- Security and fire alarm systems
- Lamp, rectifier, transformer, motor



Electrical Characteristics(25°C)

P/N	Ihold	Itrip	Vmax (Vac)	Imax (A)	Maximum Time To Trip(12V)		Resistance		
					Current (A)	Time (sec.)	Rmin (Ω)	Rmax (Ω)	R1max (Ω)
BJK130-006	0.06A	0.12A	130	5	0.30	10	5.00	18.00	36.00
BJK130-010	0.10A	0.20A	130	10	0.50	6	2.50	9.00	20.00
BJK130-015	0.15A	0.30A	130	10	0.45	12	2.50	7.50	18.00
BJK130-017	0.17A	0.34A	130	10	0.51	12	1.50	7.00	16.00
BJK130-020	0.20A	0.40A	130	10	0.60	12	1.90	4.00	12.00
BJK130-025	0.25A	0.50A	130	10	0.75	12	1.45	3.50	6.00
BJK130-030	0.30A	0.60A	130	10	0.90	15	1.00	3.00	5.00
BJK130-035	0.35A	0.70A	130	10	1.05	15	1.00	2.80	5.00
BJK130-040	0.40A	0.80A	130	10	1.20	15	0.75	2.00	4.00
BJK130-045	0.45A	0.90A	130	10	1.35	15	0.60	1.90	3.60
BJK130-050	0.50A	1.00A	130	10	1.50	15	0.50	1.60	3.50
BJK130-065	0.65A	1.30A	130	10	1.95	18	0.45	1.00	2.00
BJK130-075	0.75A	1.50A	130	10	2.25	18	0.40	0.90	2.00
BJK130-090	0.90A	1.80A	130	10	2.70	18	0.30	0.70	1.50
BJK130-110	1.10A	2.20A	130	10	3.30	18	0.20	0.65	0.90
BJK130-135	1.35A	2.70A	130	10	4.05	18	0.15	0.60	0.90
BJK130-160	1.60A	3.20A	130	10	4.80	18	0.10	0.50	1.00
BJK130-185	1.85A	3.70A	130	10	5.55	18	0.10	0.40	0.80
BJK130-200	2.00A	4.00A	130	10	6.00	25	0.10	0.30	0.50
BJK130-250	2.50A	5.00A	130	10	7.50	25	0.05	0.25	0.45
BJK130-300	3.00A	6.00A	130	10	9.00	25	0.05	0.25	0.40
BJK130-375	3.75A	7.50A	130	10	11.25	25	0.05	0.25	0.40

Ihold Hold current: Maximum current device will not trip in 25°C still air.

Itrip Trip current: Minimum current at which the device will always trip in 25°C still air.

Vmax : Maximum interrupt voltage device can withstand without damage at rated current.

Imax : Maximum fault current device can withstand without damage at rated voltage.

Pd : Typical power dissipated from device when in the tripped state in 25°C still air environment at rated voltage.

Rmin/Rmax: Minimum/Maximum device resistance prior to tripping at 25°C.

R1max: Maximum device resistance one hour after it is tripped at 25°C.

*CAUTION: Operation beyond the specified rating may result in damage and possible arcing and flame.



Dimensions and Packing Information

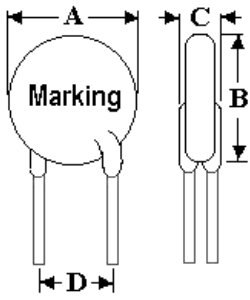


Fig 1

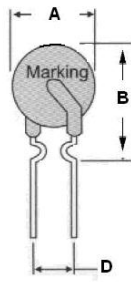


Fig 2

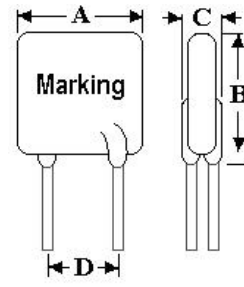
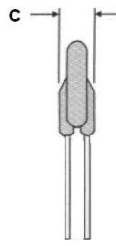


Fig 3

Model	Fig.	Quantity	A(max)	B(max)	C(max)	D(type)
BJK130-006	1	1000	7.0	11.0	3.8	5.1
BJK130-010	2	1000	7.4	12.7	3.8	5.1
BJK130-015	2	1000	7.4	13.0	3.8	5.1
BJK130-017	2	1000	7.4	13.5	3.8	5.1
BJK130-020	2	1000	7.6	13.5	3.8	5.1
BJK130-025	2	1000	8.0	14.0	3.8	5.1
BJK130-030	2	1000	8.0	14.0	3.8	5.1
BJK130-035	2	1000	8.0	14.0	3.8	5.1
BJK130-040	2	1000	9.4	14.0	3.8	5.1
BJK130-045	2	1000	10.2	15.2	3.8	5.1
BJK130-050	2	1000	10.2	15.2	3.8	5.1
BJK130-065	2	1000	12.8	18.0	3.8	5.1
BJK130-075	2	500	12.8	18.0	3.8	5.1
BJK130-090	1	500	14.5	19.6	3.8	5.1
BJK130-110	1	500	16.3	21.3	3.8	5.1
BJK130-135	1	500	17.0	22.0	3.8	5.1
BJK130-160	1	500	20.0	25.0	3.8	5.1
BJK130-185	1	500	22.0	23.0	3.8	5.1
BJK130-200	1	500	22.0	27.0	3.8	10.2
BJK130-250	1	500	27.0	32.0	3.8	10.2
BJK130-300	1	500	26.0	31.0	3.8	10.2
BJK130-375	3	500	27.0	32.0	3.8	10.2

Ordering Information

Series	Hold Current	Max. Voltage	Qty
BJK130			

