



PARA LIGHT ELECTRONICS CO., LTD.

11F., No. 8, Jiankang Rd., Zhonghe Dist., New Taipei City 235, Taiwan,
Tel: 886-2-2225-3733 Fax: 886-2-2225-4800
E-mail: para@para.com.tw www.paralighttaiwan.com

DATA SHEET

PART NO. : DSA640LPG6134GA

REV : A / 3

CUSTOMER'S APPROVAL : _____ DCC : _____

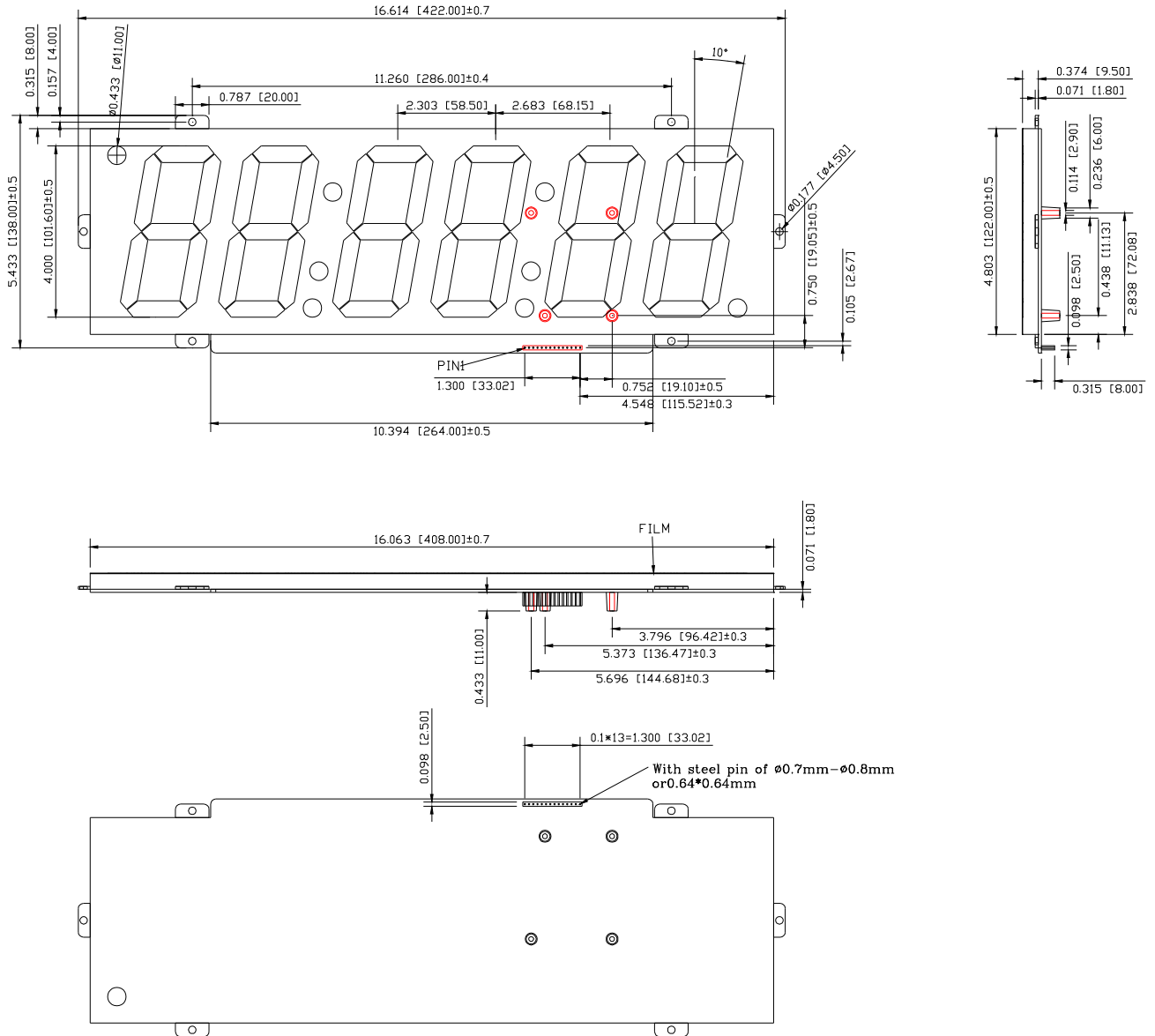


4.0 INCH SIX DIGITS CLOCK DISPLAY

DSA640LPG6134GA

REV:A / 3

PACKAGE DIMENSIONS



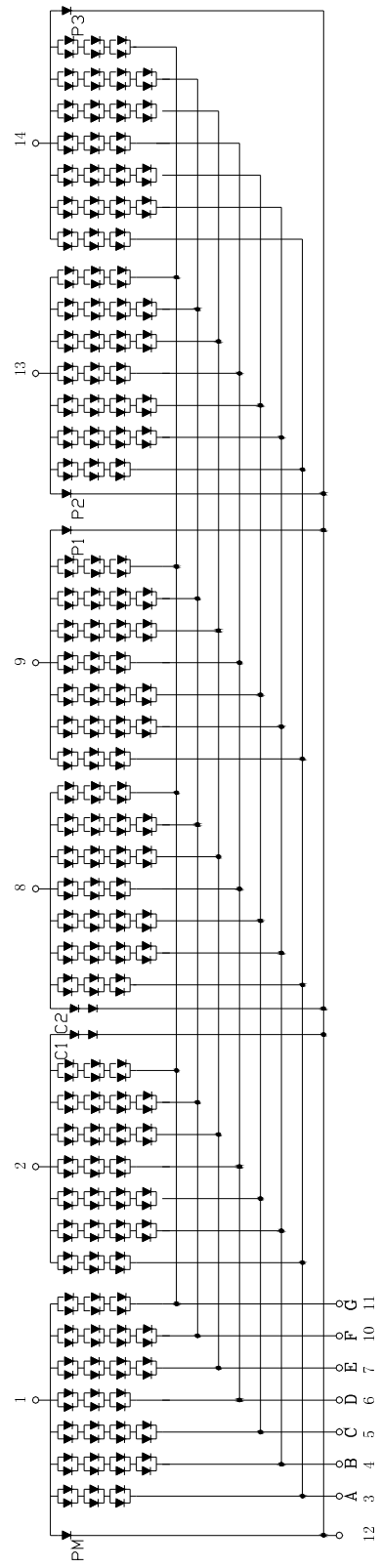
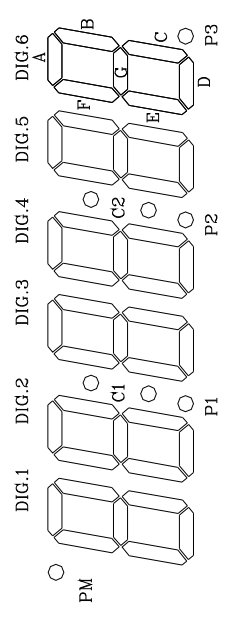
NOTES : 1. All dimensions are in inches(millimeters).
 2. Tolerance is ± 0.25mm unless otherwise specified
 (All tolerance units is millimeters).



4.0 INCH SIX DIGITS CLOCK DISPLAY

DSA640LPG6134GA

REV:A / 3



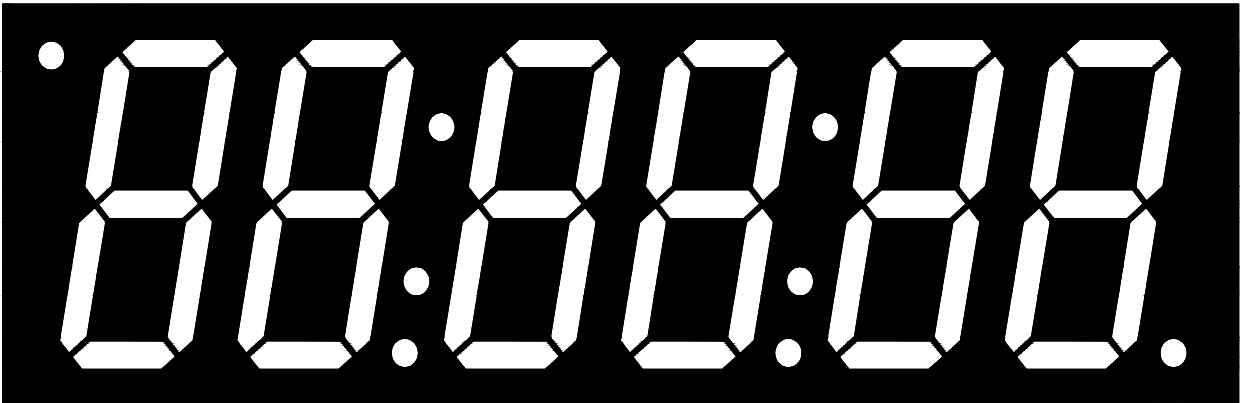


4.0 INCH SIX DIGITS CLOCK DISPLAY

DSA640LPG6134GA

REV:A / 3

FILM (BLACK FACE)





4.0 INCH SIX DIGITS CLOCK DISPLAY

DSA640LPG6134GA

REV:A / 3

FEATURES

- * 101.6mm (4.0 inch) DIGIT HEIGHT
- * ROHS COMPLIANCE
- * COMMON ANODE
- * I.C. COMPATIBLE
- * LOW POWER CONSUMPTION
- * HIGHLIGHT<1000V THE LED CAN WITHSTAND THE MAX STATIC LEVEL WHEN ASSEMBLING OR OPERATION

Raw Material : GaInN/GaN SMD: LC191LGCT-5A

ABSOLUTE MAXIMUM RATING : (Ta = 25°C)

SYMBOL	PARAMETER	ULTRA GREEN	UNIT
PAD	Power Dissipation Per Segment	240	mW
VR	Reverse Voltage Per Segment(DP)	20,25(5)	V
IAF	Continuous Forward Current Per Segment	20	mA
IPF	Peak Forward Current Per Segment (Duty – 0.1,1KHz)	100	mA
–	Derating Linear From 25°C Per Segment	0.4	mA/°C
Topr	Operating Temperature Range	– 35°C to 85°C	
Tstg	Storage Temperature Range	– 35°C to 85°C	

ELECTRO-OPTICAL CHARACTERISTICS : (Ta = 25°C)

SYMBOL	PARAMETER	TEST CONDITION	MIN.	TYP.	MAX.	UNIT
VF	Forward Voltage, Per Segment(DP)	IF = 10mA		5.6,8.4 11.2(2.8)	6.4,9.6 12.8(3.2)	V
IR	Reverse Current , Per Segment(DP)	VR =20(5)V			100	μA
λD	Dominant Wavelength	IF = 10mA		527		nm
Δλ	Spectral Line Half – Width	IF = 10mA		20		nm
IV	Luminous Intensity Per Segment(DP)	IF = 10mA		600(140)		mcd

Tolerance on each Intensity is: ± 15%

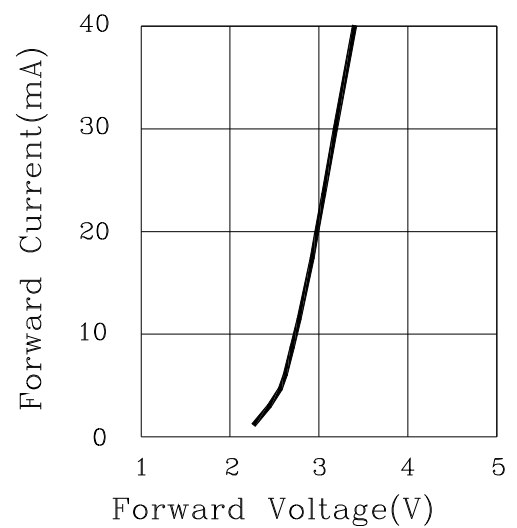


4.0 INCH SIX DIGITS CLOCK DISPLAY

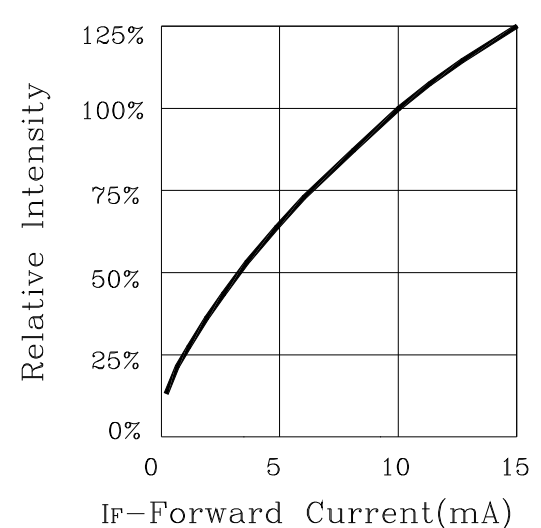
DSA640LPG6134GA

REV:A / 3

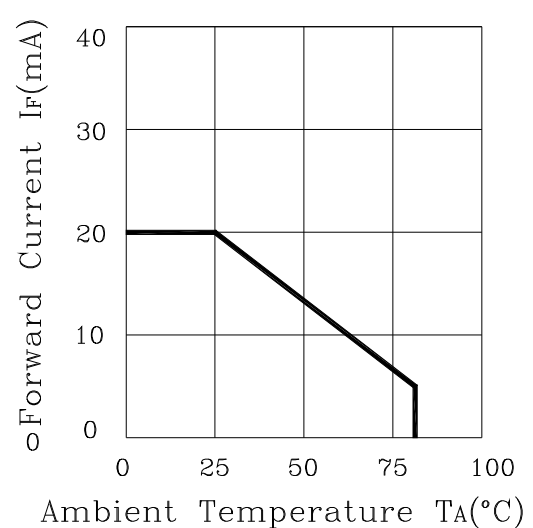
FORWARD CURRENT Vs. FORWARD VOLTAGE



RELATIVE INTENSITY Vs. FORWARD CURRENT



FORWARD CURRENT DERATING CURVE



LUMINOUS INTENSITY Vs. AMBIENT TEMPERATURE

