


Single-Phase Bridge Rectifier in DBS

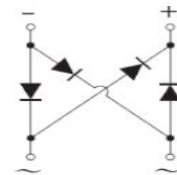
Features

- Ideal for automated placement
- Applicable for automative insertion
- High surge current capability
- Solder Dip 260°C, 10 seconds



Mechanical Data

- Case:DBS
- Epoxy meets UL-94V-0 Flammability rating
- Terminals: Matte tin plated leads, solderable per J-STD-002B and JESD22-B102D
- Polarity: As markde on body



Typical Applications

General purpose use in AC-to-DC bridge full wave rectifications for SMPS, Lighting Ballasters, Adapters, Battery Chargers, Home Appliances, Office Equipment and Telecommunication applications.

Maximum Ratings & Electrical Characteristics

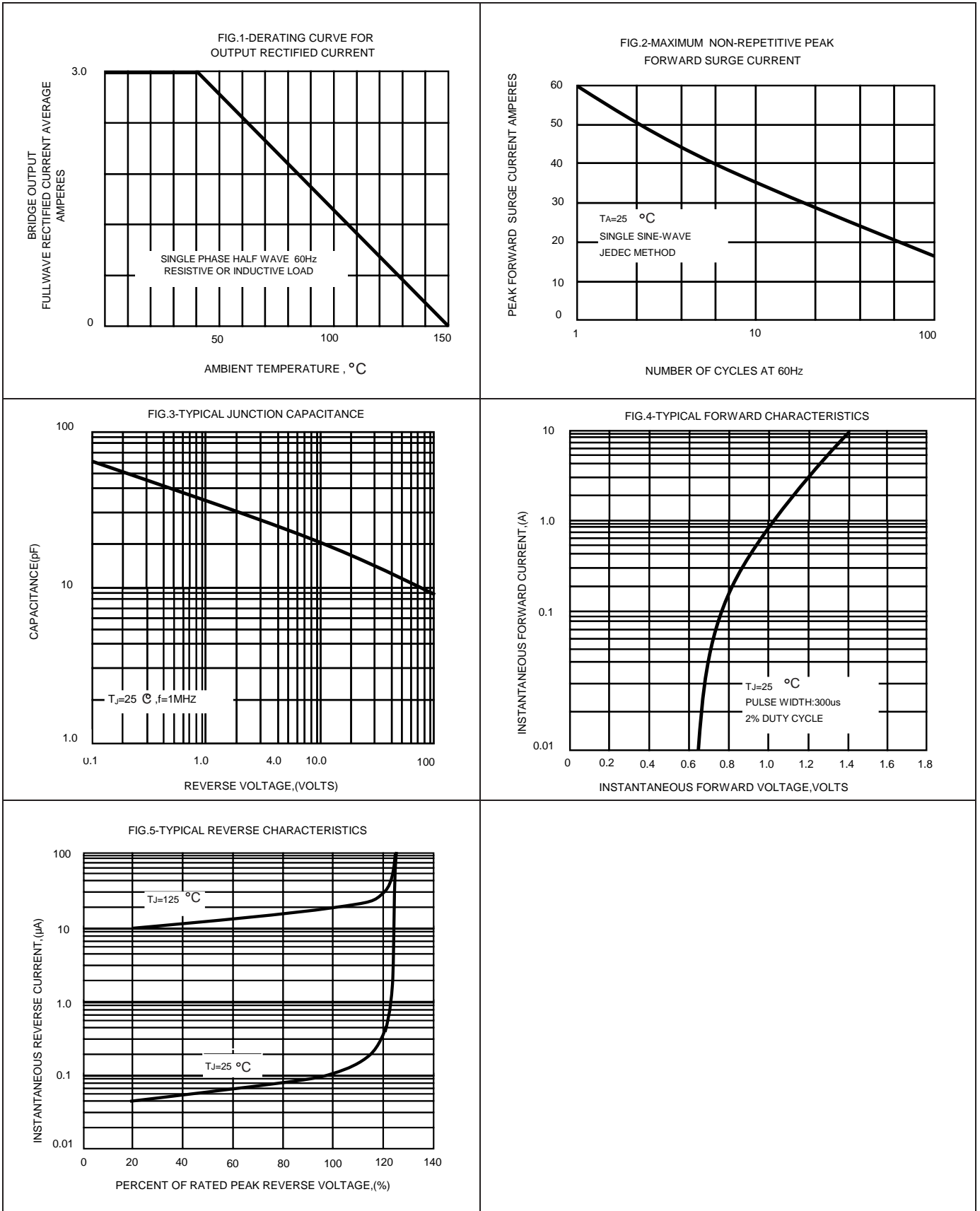
($T_A=25^{\circ}\text{C}$ unless otherwise noted)

Parameter	Symbol	DB301S	DB302S	DB303S	DB304S	DB305S	DB306S	DB307S	Unit
Maximum Repetitive Peak Reverse Voltage	V_{RRM}	50	100	200	400	600	800	1000	V
Maximum RMS Voltage	V_{RMS}	35	70	140	280	420	560	700	V
Maximum DC Blocking Voltage	V_{DC}	50	100	200	400	600	800	1000	V
Maximum Average Forward Output Rectified Current at $T_A=40$	$I_{F(AV)}$	3.0							A
Peak Forward Surge Current Single Sine-Wave Superimposed on Rated Load (JEDEC Method)	I_{FSM}	80							A
Rating for Fusig ($t<8.3\text{ms}$)	I^2t	10.4							A^2sec
Maximum Instantaneous Forward Voltage Drop per Leg at 1.5A	V_F	1.10							V
Maximum DC Reverse Current at $T_A=25^{\circ}\text{C}$	I_R	5							μA
Rated DC Blocking Voltage per Leg $T_A=125^{\circ}\text{C}$		100							
Typical Junction Capacitance per Element at 4.0V,1MHz	C_j	60							pF
Typical Thermal Resistance per Leg (Note 1)	$R_{\theta JA}$	40							$^{\circ}\text{C}/\text{W}$
	$R_{\theta JL}$	15							
Operating Junction Temperature Range	T_J	-55 to +150							$^{\circ}\text{C}$
Storage Temperature Range	T_{STG}	-55 to +150							$^{\circ}\text{C}$

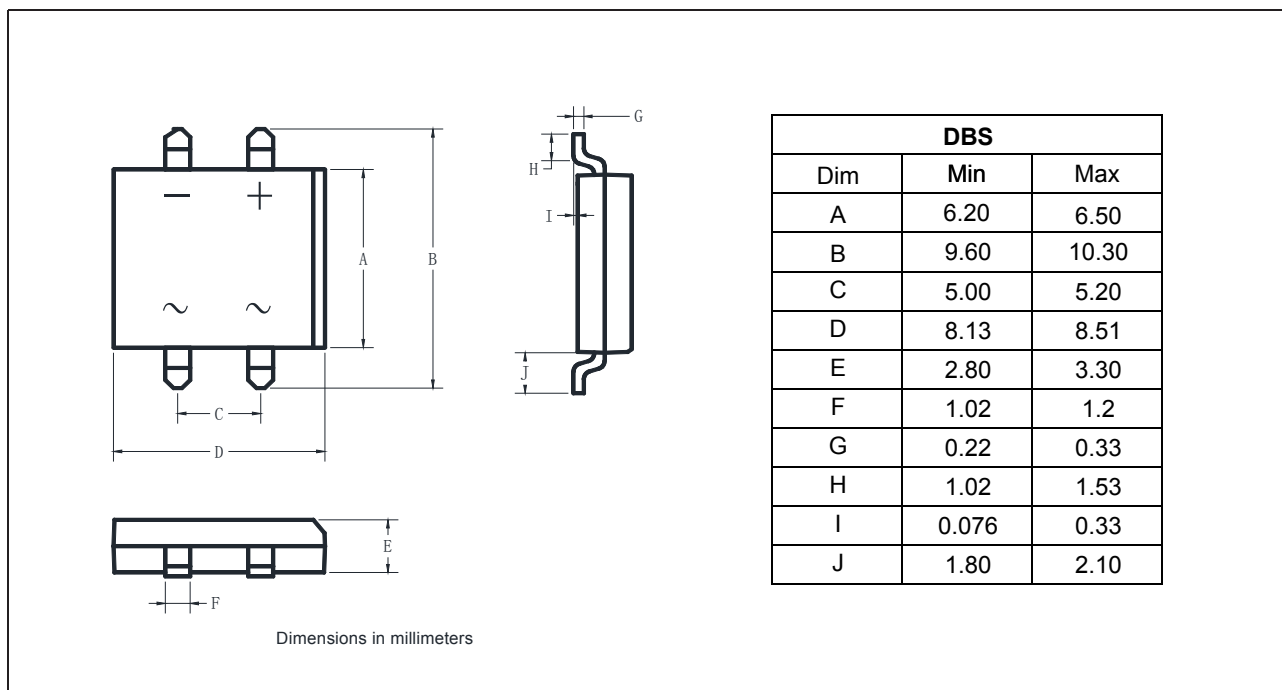
Notes: 1. Device mounted P.C.B with 0.5x0.5"(13mmx13mm) Copper Pads.

2. JEDEC registered values

Typical Characteristics ($T_{amb} = 25\text{ }^{\circ}\text{C}$ unless otherwise specified)



Package Dimensions



Ordering information

Order code	Package	Packaging option	Base quantity	Packaging specification
DB301S Thur DB307S	DBS	Tape/Reel	1500pcs	EIA STD RS-481

Revision history

Date	Revision	Changes
23-May-2017	1.0	Initial release

CAUTION / WARNING

Information in this document is believed to be accurate and reliable. However, CREATEK does not give any representations or warranties, expressed or implied, as to the accuracy or completeness of such information and shall have no liability for the consequences of use of such information.

Users should independently evaluate the suitability of and test each product selected for their own applications, and CREATEK assumes no liability whatsoever relating to the choice, selection or use of the CREATEK products and services described herein.

CREATEK reserves the right to change or update, without notice, any information contained in this publication; to change, without notice, the design, construction, processing, or specification of any product; and to discontinue or limit production or distribution of any product.

Information in this document supersedes and replaces all information previously supplied.

Products are not designed, authorized or warranted to be suitable for use in medical, military, aircraft, space or life support equipment, nor in applications where failure or malfunction of an CREATEK product can reasonably be expected to result in personal injury, death or severe property or environmental damage. CREATEK accepts no liability for inclusion and/or use of CREATEK products in such equipment or applications and therefore such inclusion and/or use is at the customer's own risk.


This document as well as the item(s) described herein may be subject to export control regulations. Export might require a prior authorization from national authorities.

Resale of CREATEK products with provisions different from the statements and/or technical features set forth in this document shall immediately void any warranty granted by CREATEK for the CREATEK product or service described herein and shall not create or extend in any manner whatsoever, any liability of CREATEK.

CREATEK expressly disclaims all implied warranties regarding the information contained herein, including, but not limited to, any implied warranties of merchantability or fitness for a particular purpose. CREATEK only obligations are those in the CREATEK Standard Terms and Conditions of Sale and in no case will CREATEK be liable for any incidental, indirect, or consequential damages arising from the sale, resale, use, or misuse of its products.

Specifications are subject to change without notice

© Copyright 2009, CREATEK Microelectronics

 CREATEK® is a registered trademark of CREATEK Microelectronics

All rights reserved