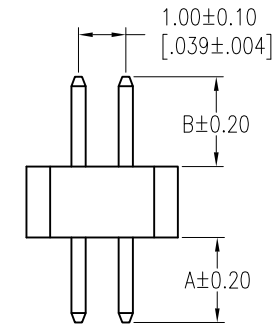
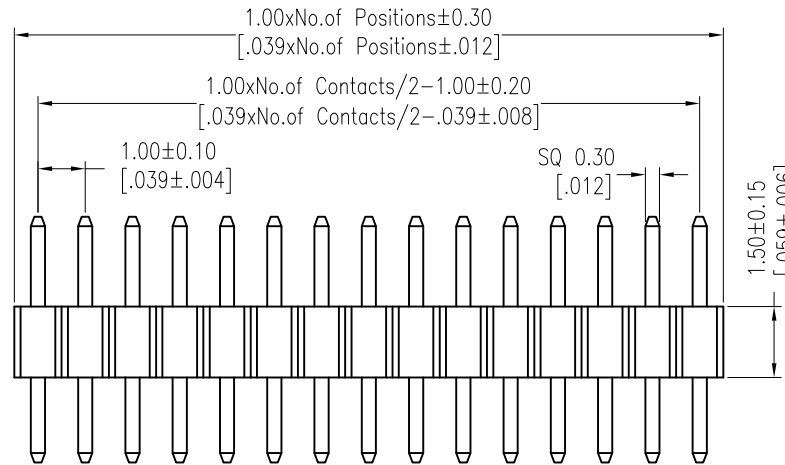
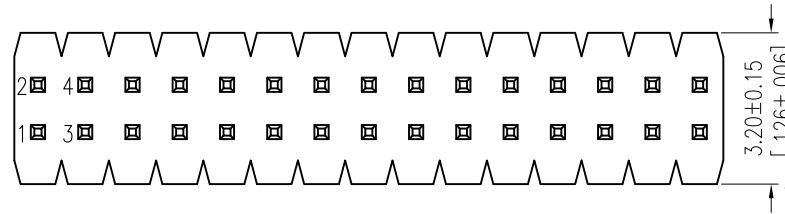
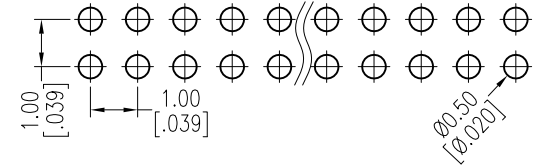


HSF

NOTES:
 Rated Current:0.75AMP.
 Contact Resistance:30mΩ Max.
 Withstand Voltage:500V AC/DC
 Insulation Resistance:1000MΩ Min.
 Operation Temperature:-40°C to +105°C

Contact Material:Brass
 Contact Plating:Au Over Ni
 Insulator Material:PA9T+33%G.F UL94V-0 BK

Recommended P.C.B Layout (Top Side)
 (PCB BOARD TOLERANCE±0.05)



Ordering Information

1515-12 XX XX S 052 C A XX

No. of Pins	Contact Plating	Pin Length	Insulator	Packing	Series No.
Per Row:02~50	G0=Gold Flash G3=10u"Gold G4=15u"Gold G5=30u"Gold SN=Tin SM=Matte Tin	L=A+B+1.5 Standard:052=5.2	C=PA9T	A=Tray	01~99

Item	Pin Length	A	B
Standard	5.2	1.80	1.90
Alternate			

REV	DATE	MODIFICATION DESCRIPTION	CHANGE	OPERATION	DRAW	DATE	SCALE	Fit	PART NO.
A2	2018/01/05	MODIFY PART NO.	-----	x.X ±0.40	William Chen	2018/01/05	UNIT	mm [inch]	1515-12XXXXXXCXXX
A1	2012/11/20	Modify the material	-----	x.XX ±0.25	CHECK	DATE	SIZE	A4	TITLE: 1.00 Pin Header, DUAL ROW, S/T, H=1.5
A0	2012/03/01	NEW	-----	x.XXX ±0.15	APPROVE	DATE	SHEET	1/1	Customer NO.
				Angle ± 3'			PROJ.		
				DIM TOL					