

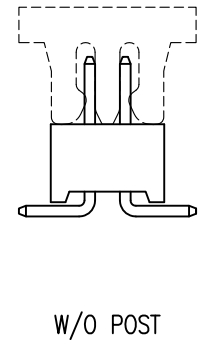
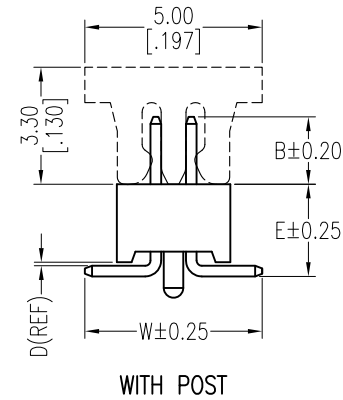
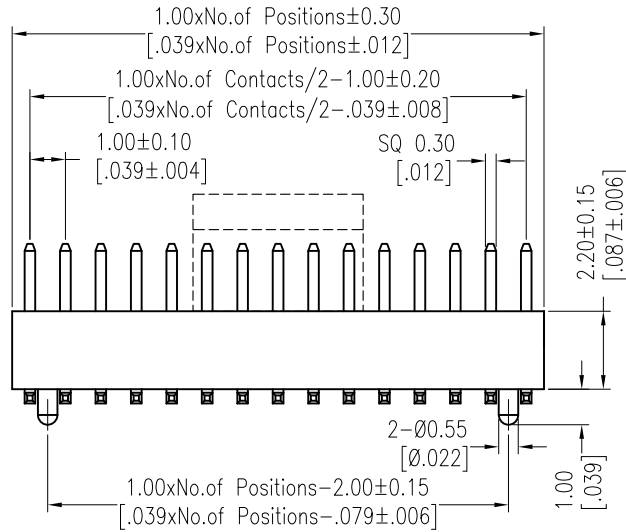
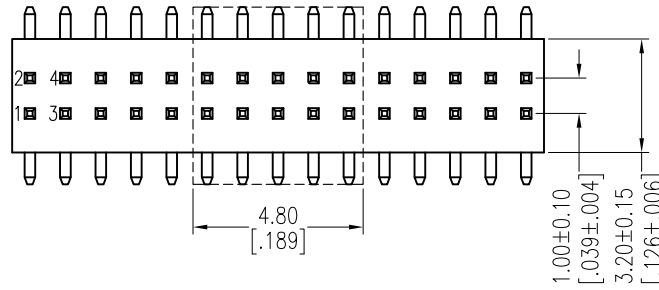
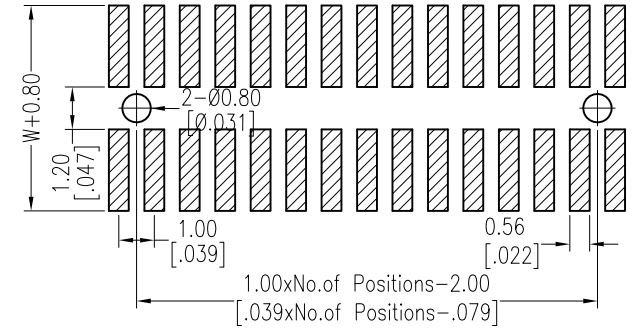
# HSF

**NOTES:**

Rated Current:0.75AMP.  
 Contact Resistance:30mΩ Max.  
 Withstand Voltage:500V AC/DC  
 Insulation Resistance:1000MΩ Min.  
 Operation Temperature:-40°C to +105°C

Contact Material:Brass  
 Contact Plating:Au Over Ni  
 Insulator Material:PA9T+33%G.F UL94V-0 BK

**Recommended P.C.B Layout (Top Side)**  
 (PCB BOARD TOLERANCE±0.05)



## Ordering Information

1522-12 XX XX M 062 C R XX

No. of Pins	Contact Plating	Pin Length	Insulator	Series No.
Per Row:02-50	G0=Gold Flash	L=B+D+2.2+ $\frac{W+0}{2}$	C=PA9T	01-99
	G3=10u"Gold	Standard:062=6.2		
	G4=15u"Gold		Packing	
	G5=30u"Gold		T=Tube	
	SN=Tin		P=Tube+CAP	
	SM=Matte Tin		R=Tape&Reel+CAP	

Item	Pin Length	W	E	B
Standard	6.2	5.00	2.60	1.90
Alternate				

REV	DATE	MODIFICATION DESCRIPTION	CHANGE	OPERATION	DRAW	DATE	SCALE	Fit	PART NO.
A2	2018/01/05	MODIFY PART NO.	-----	x.X ±0.40	William Chen	2018/01/05	UNIT	mm [inch]	1522-12XXXXMXXCX XX
A1	2012/11/21	Modify the material	-----	x.XX ±0.25	CHECK	DATE	SIZE	A4	TITLE:
A0	2012/03/01	NEW	-----	x.XXX ±0.15	APPROVE	DATE	SHEET	1/1	1.00 Pin Header, DUAL ROW, SMT, H=2.2
				Angle ± 3'			PROJ.		Customer NO.
				DIM TOL					