

SPEC. NO.: PS-51039-XXXXX-XXX

REVISION: A

PRODUCT NAME: 0.8 mm PITCH BTB CONN

PRODUCT NO: 51039 series. 51038 series. 51053 series.

PREPARED:	CHECKED:	APPROVED:
DATE: 2014/12/27	DATE: 2014/12/27	DATE: 2014/12/27

TITLE: **0.8 mm PITCH BTB CONN**

RELEASE DATE: **2014/12/27**

REVISION: **A**

ECN No: 1412387

PAGE: **2** OF **9**

1	REVISION HISTORY	3
2	SCOPE	4
3	APPLICABLE DOCUMENTS.....	4
4	REQUIREMENTS	4
5	PERFORMANCE	5
6	INFRARED REFLOW CONDITION	7
7	CONNECTOR USAGE.....	8
8	PRODUCT QUALIFICATION AND TEST SEQUENCE.....	9

Aces P/N: **51039 series**

TITLE: **0.8 mm PITCH BTB CONN**

RELEASE DATE: 2014/12/27

REVISION: A

ECN No: 1412387

PAGE: **3** OF **9**

1 Revision History

Rev.	ECN #	Revision Description	Prepared	Date
1	ECN-1305074	New drawing	FENGXIAO	2013/05/06
2	ECN-1401165	ADD Working Voltage	XIAOXIONG	2014/01/18
O	ECN-1406216	RELEASE	FENGXIAO	2014/06/14
A	ECN-1412387	ADD 51053	TANGENHUI	2014/12/27

TITLE: **0.8 mm PITCH BTB CONN**

RELEASE DATE: 2014/12/27

REVISION: A

ECN No: 1412387

PAGE: 4 OF 9

2 SCOPE

This specification covers performance, tests and quality requirements for **0.8 mm pitch board to board connector**.

3 APPLICABLE DOCUMENTS

EIA-364: ELECTRONICS INDUSTRIES ASSOCIATION

4 REQUIREMENTS

4.1 Design and Construction

- 4.1.1 Product shall be of design, construction and physical dimensions specified on applicable product drawing.
- 4.1.2 All materials conform to R.o.H.S. and the standard depends on TQ-WI-140101.

4.2 Materials and Finish

- 4.2.1 Contact: High performance copper alloy (**Phosphor Bronze**)
Finish: (a) Contact Area: **Refer to the drawing.**
(b) Under plate: **Refer to the drawing.**
(c) Solder area: **Refer to the drawing.**
- 4.2.2 Housing: Thermoplastic or Thermoplastic High Temp., UL94V-0

4.3 Ratings

- 4.3.1 Working Voltage Less than 36 Volts AC(per pin)
- 4.3.2 Voltage: **50 Volts AC (per pin)**
- 4.3.3 Current: **0.5 Amperes (per pin)**
- 4.3.4 Operating Temperature : **-40°C to +85°C**

TITLE: **0.8 mm PITCH BTB CONN**

RELEASE DATE: 2014/12/27

REVISION: A

ECN No: 1412387

PAGE: **5** OF **9****5 Performance**

5.1. Test Requirements and Procedures Summary

Item	Requirement	Standard
Examination of Product	Product shall meet requirements of applicable product drawing and specification.	Visual, dimensional and functional per applicable quality inspection plan.
ELECTRICAL		
Item	Requirement	Standard
Low Level Contact Resistance	40 m Ω Max.(initial)per contact ΔR 10 m Ω Max.	Mate connectors, measure by dry circuit, 20mV Max., 100mA Max. (EIA-364-23)
Insulation Resistance	1000 M Ω Min.	Unmated connectors, apply 500 V DC between adjacent terminals. (EIA-364-21)
Dielectric Withstanding Voltage	No discharge, flashover or breakdown. Current leakage: 1 mA max.	250 VAC Min. at sea level for 1 minute. Test between adjacent contacts of unmated connectors. (EIA-364-20)
Temperature Rise	30°C Max. Change allowed	Mate connector: measure the temperature rise at rated current until temperature stable. The ambient condition is still air at 25°C (EIA-364-70,METHOD1,CONDITION1)

MECHANICAL		
Item	Requirement	Standard
Durability	30 cycles.	The sample should be mounted in the tester and fully mated and unmated the number of cycles specified at the rate of 25.4 \pm 3mm/min. (EIA-364-09)
Mating / Unmating Forces	Mating Force: 100 gf Max./CKT Unmating Force: 12gf Min./CTK	Operation Speed : 25.4 \pm 3 mm/minute.. Measure the force required to mate/unmate connector. (EIA-364-13)
Contact Retention Force	0.2kgf Min.	Operation Speed : 25.4 \pm 3 mm/minute. Measure the contact retention force with tester.

Aces P/N: **51039 series**

TITLE: **0.8 mm PITCH BTB CONN**

RELEASE DATE: 2014/12/27

REVISION: A

ECN No: 1412387

PAGE: 6 OF 9

Vibration	1 μ s Max.	The electrical load condition shall be 100 mA maximum for all contacts. Subject to a simple harmonic motion having amplitude of 0.76mm (1.52mm maximum total excursion) in frequency between the limits of 10 and 55 Hz. The entire frequency range, from 10 to 55 Hz and return to 10 Hz, shall be traversed in approximately 1 minute. This motion shall be applied for 2 hours in each of three mutually perpendicular directions. (EIA-364-28 Condition I)
Shock (Mechanical)	1 μ s Max.	Subject mated connectors to 50 G's (peak value) half-sine shock pulses of 11 milliseconds duration. Three shocks in each direction shall be applied along the three mutually perpendicular axes of the test specimen (18 shocks). The electrical load condition shall be 100mA maximum for all contacts. (EIA-364-27, test condition A)

ENVIRONMENTAL

Item	Requirement	Standard
Resistance to Reflow Soldering Heat	See Product Qualification and Test Sequence Group 9 (Lead Free)	Pre Heat : 150°C~180°C, 60~120sec. Heat : 230°C Min., 40sec Min. Peak Temp. : 260°C Max, 10sec Max. Reflow number cycle: 2 times
Thermal Shock	See Product Qualification and Test Sequence Group 4	Mate module and subject to follow condition for 5 cycles. 1 cycles: -55 +0/-3 °C, 30 minutes +85 +3/-0 °C, 30 minutes (EIA-364-32, test condition I)
Humidity	See Product Qualification and Test Sequence Group 4	Mated Connector 40°C, 90~95% RH, 96 hours. (EIA-364-31, Condition A, Method II)
Temperature Life	See Product Qualification and Test Sequence Group 5	Subject mated connectors to temperature life at 85°C for 96 hours. (EIA-364-17, Test condition A)

TITLE: **0.8 mm PITCH BTB CONN**

RELEASE DATE: 2014/12/27

REVISION: A

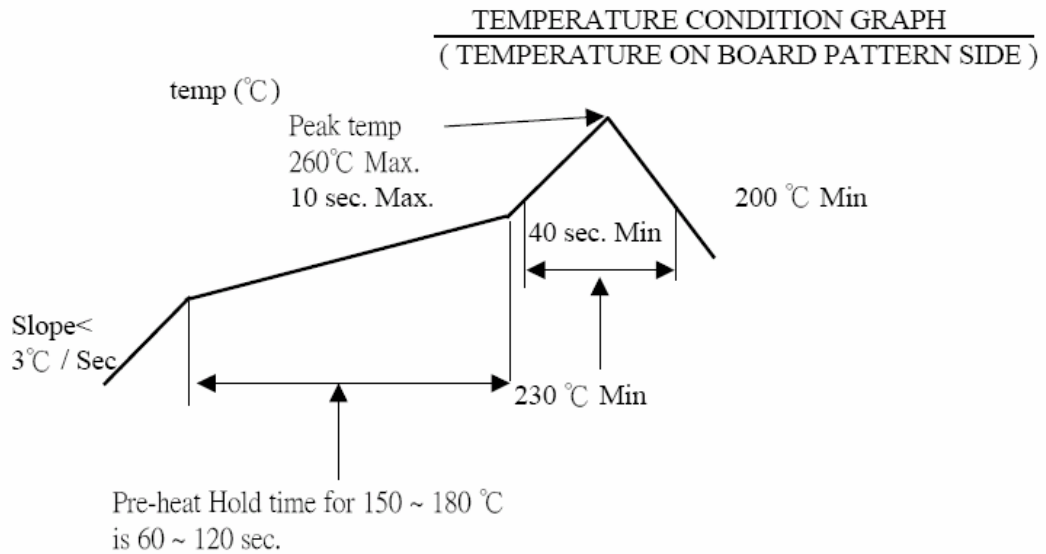
ECN No: 1412387

PAGE: 7 OF 9

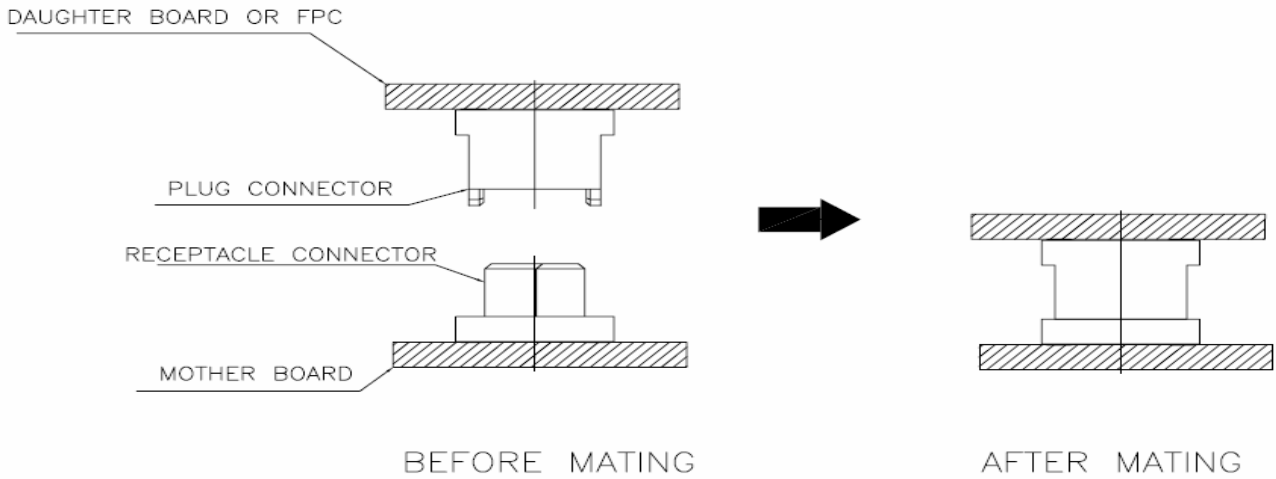
Salt Spray (Only For Gold Plating)	See Product Qualification and Test Sequence Group 6	Subject mated/unmated connectors to 5% salt-solution concentration, 35°C (I) Gold flash for 8 hours (II) Gold 5u" min for 96 hours. (EIA-364-26)
Solder ability	Tin plating: Solder able area shall have minimum of 95% solder coverage. Gold plating: Solder able area shall have minimum of 95% solder coverage	And then into solder bath, Temperature at 245 ±5°C , for 4-5 sec. (EIA-364-52)
Hand Soldering Temperature Resistance	Appearance: No damage	T ≥ 350°C, 3sec at least.

Note. Flowing Mixed Gas shall be conducted by customer request.

6 INFRARED REFLOW CONDITION

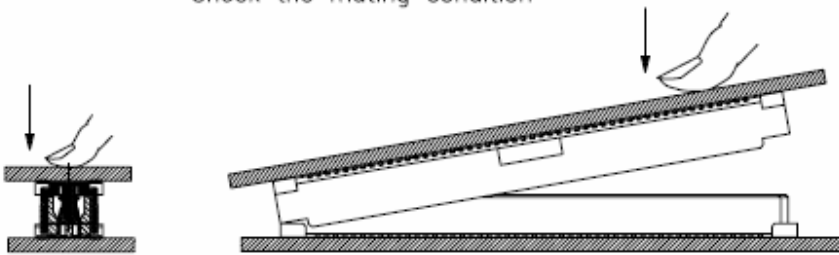


7 CONNECTOR USAGE

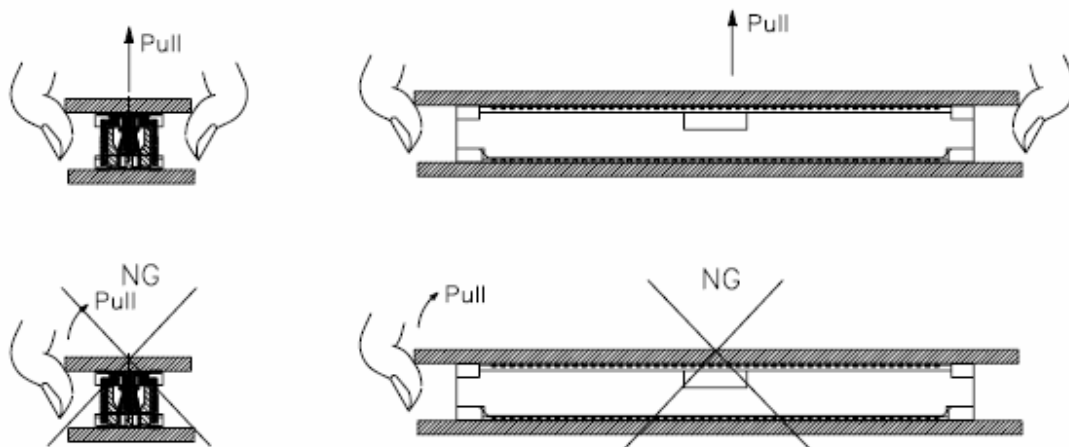


MATING PROCEDURE

Check the mating condition



UNMATING PROCEDURE



TITLE: **0.8 mm PITCH BTB CONN**

RELEASE DATE: 2014/12/27

REVISION: A

ECN No: 1412387

PAGE: 9 OF 9

8 PRODUCT QUALIFICATION AND TEST SEQUENCE

Test or Examination	Test Group									
	1	2	3	4	5	6	7	8	9	10
	Test Sequence									
Examination of Product				1、7	1、6	1、4			1	1
Low Level Contact Resistance		1、5	1、4	2、10	2、9	2、5			3	
Insulation Resistance				3、9	3、8					
Dielectric Withstanding Voltage				4、8	4、7					
Temperature Rise	1									
Mating / Unmating Forces		2、4								
Durability		3								
Vibration			2							
Shock (Mechanical)			3							
Thermal Shock				5						
Humidity				6						
Temperature Life					5					
Salt Spray(Only For Gold Plating)						3				
Solder ability							1			
Contact Retention Force								1		
Resistance to Soldering Heat									2	
Hand Soldering Temperature Resistance										2
Sample Size	2	4	4	4	4	4	2	4	4	4